

KATKOYOPO MAXIES

ENGLISH RULES



Get your brain cells humming as you play GoBong! Play one of the solitaire games or test your wits against an opponent in a quick 2-player match. You can also get creative and invent your own fun game.


GoBong!™ is a smart and fun tactile game you won't be able to let go of.

Button Status Legend


- ☐ Un-pressed
- ☒ Pressed by Player 1
- ☐ Allowed positions
- ☒ Pressed in previous turns
- ☐ Pressed by Player 2
- ☒ Forbidden positions

THE SOLITAIRE 6 QUEENS PUZZLE

Start with all the bubbles un-pressed. Imagine each pressed bubble is a chess queen. Your aim is to place 6 queens on the board so that no 2 queens threaten each other. Thus, a solution requires that no two queens share the same row, column, or diagonal.



1




2

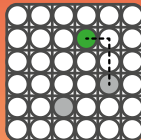
THE SOLITAIRE KNIGHT GAME

Starting with all bubbles un-pressed, select a starting point anywhere on the grid and press it down. Then, jump the way a Knight moves in chess (*in an L-shaped manner. See examples below*).

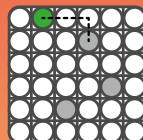
Try to leave as few un-pressed bubbles as you can. When you can no longer move, count the number of un-pressed bubbles and try to improve your score over time (*note that you cannot land on the same spot twice*).



1



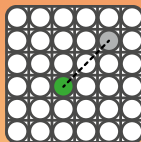
2




3

THE SOLITAIRE GOBONG! JUMPING GAME

Starting with all bubbles un-pressed, select a starting bubble anywhere on the grid and press it down. Now jump vertically, horizontally or diagonally over one adjacent bubble or super jump over two adjacent bubbles (*see examples*). Try to leave as few un-pressed bubbles as possible by the time you can no longer jump (*note that you cannot land on the same spot twice*). Try to improve your score over time.




1




2

THE GOBONG! 2-PLAYER LOGIC GAME - 1


The object of the game is to be the one that presses the last bubble down. Starting with all bubbles un-pressed, the first player can press as many bubbles as they wish provided they are on the same horizontal or vertical line (*not diagonal*). On their turn, the second player selects a line (*it can be the same line used by the previous player*) and presses as many bubbles as they wish provided they are on the same horizontal or vertical line (*not diagonal*). The player that presses the last bubble of the grid wins. Want a re-match, simply flip the board! Best of 3 rounds wins!



1



2



3

Advanced rules: Players can press as many bubbles on a vertical or a horizontal line as they wish provided that all bubbles that are pressed are adjacent to each other with no empty spaces between them.

Variations to the GoBong! Logic game: A simpler version: When playing with younger players, start by forming a 3x3 delimited board (*press all the bubble down but leave 3 rows of 3 bubbles un-pressed forming the 3x3 grid*). When the game ends simply flip the board and move on to play on a 4x4 board.

THE GOBONG! 2-PLAYER LOGIC GAME - 2

The object of the game is to be the player who DOES NOT press-in the last bubble. On each turn, players may press 1, 2 or 3 bubbles anywhere on the board. The player left to press the last bubble — loses. Can you find the way to ensure your victory? Once you do, change the rules so a player may press up to 4 bubbles, and then up to 5 and so on. Can you figure out a winning strategy for each of the ways to play?

INVENT YOUR OWN GAME

The GoBong! Board is full of possibilities, so get creative and invent your own game rules. We invite you to share-the-fun and send your written version of your own game or shoot a video showing us how you play. We may well decide to post it on our website, Facebook or even include it in our next print run of GoBong!® We invite you to check from time to time on our website www.FoxMind.com for additional rules for GoBong!

**By Sending FoxMind your version of the game you accept that we share it or publish it with no financial compensation.*



/DesyllasGames www.desyllasgames.gr

ΠΑΙΖΟΥΜΕ ΕΛΛΗΝΙΚΑ